

**FASSI**

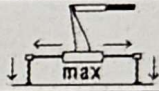

**FI450R.2.8-HXP**

❖ = Mmax 1055 kNm

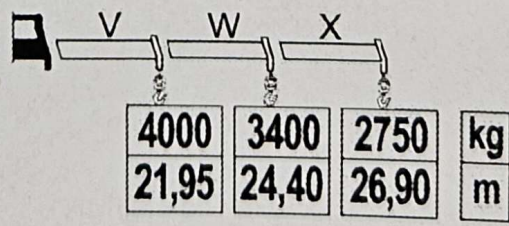
⚙ = Pmax 25000 kg

⚙ = Pmax 16000 kg

⚙ = Pmax 4000 kg



25000	18110	13605	10600	8515	7045	5980	5245	4690	kg
4,30	5,85	7,60	9,45	11,45	13,45	15,55	17,55	19,55	m



kg V (183) W (143) X (110)

DE18819A